

CITY OF WENTZVILLE

Popular Annual Financial Report



**FOR THE FISCAL YEAR
ENDED DEC. 31, 2015**

PAFR Overview

A MESSAGE FROM THE CITY ADMINISTRATOR

I am pleased to present the City of Wentzville's Popular Annual Financial Report (PAFR), which details the City's finances and administrative activities for the fiscal year ended Dec. 31, 2015. This report provides a brief overview of where the City revenue comes from and where those dollars are spent, as well as covering local economy trends. This report is intended to summarize the financial activities of the City of Wentzville and includes a portion of the information that appears in the 2015 Comprehensive Annual Financial Report (CAFR).

This abbreviated report is unaudited and is not presented in a Generally Accepted Accounting Principles (GAAP) format. A copy of the complete, audited and GAAP-formatted CAFR is available at City Hall, 310 W. Pearce Blvd., or on the City's website at <http://bit.ly/wentzvillefinancialstatements>. If you have any questions or comments regarding the information in this document, please contact the Finance Department at (636) 639-2155.



Sincerely,

A handwritten signature in black ink, appearing to read 'David Gipson', written over a horizontal line.

David Gipson
Acting City Administrator

Report Purpose

The Popular Annual Financial Report (PAFR) is an unaudited summary report of the financial activities of the City and is prepared from detailed information contained in the City's 2015 Comprehensive Annual Financial Report (CAFR), with selected information from CAFRs prepared for earlier years.

The CAFR is prepared in accordance with generally accepted accounting principles (GAAP) and includes audited financial statements completed by an independent firm of licensed certified public accountants. As such, it provides much more detail as well as full disclosure of all material events, both financial and nonfinancial.

The information in the CAFR can be technical and complex and as such not as useful to residents who wish to gain an overview of the City's finances. The PAFR has been prepared to simplify the information in the CAFR; therefore, better informing the public about the overall financial condition of the City – without the heavy use of technical accounting terms or excessive detail. The PAFR is not intended to provide a complete financial picture of the City in accordance with GAAP.

The Popular Annual Financial Reporting Award Program (PAFR Program)

The Government Finance Officers Association (GFOA) established the Popular Annual Financial Reporting Awards Program (PAFR Program) in 1991 to encourage and assist state and local governments in extracting information from their CAFRs to produce high-quality popular annual financial reports specifically designed to be readily accessible and easily understandable to the general public and other interested parties without a background in public finance and then to recognize individual governments that are successful in achieving that goal.

To be eligible for the award, governments wishing to participate in the PAFR program must 1) submit their CAFR to the GFOA's Certificate of Achievement for Excellence in Financial Reporting for the current fiscal year and 2) ultimately receive the GFOA's Certificate of Achievement for Excellence in Financial Reporting for the current fiscal year. The award is valid for a period of one year only. This is the first year the City of Wentzville has applied for the award.

Wentzville Governance

2



MAYOR
Nick Guccione



Robert Hussey
Alderman, Ward 1



Cheryl Kross
Alderman, Ward 1



Sonya Shryock
Alderman, Ward 2



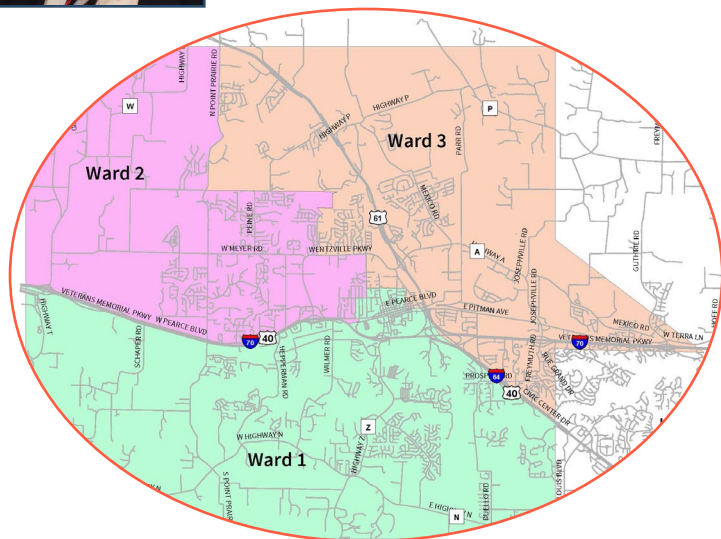
Michael Rhoades
Alderman, Ward 2



Matt Swanson
Alderman, Ward 3



Linda Wright
Alderman, Ward 3



History of Wentzville

Frontiersman Daniel Boone and members of his family were among the first Americans to settle in St. Charles County in 1795. During the 1830s, German craftsmen and farmers began to arrive and, in turn, fostered development of county communities, including Wentzville.

Wentzville was founded in 1855 when the great movement of pioneers across our country was reaching its highest tempo. A railroad was pushing across Missouri to the west to carry these settlers and to furnish services for those few who were already established in the new area. This movement prompted William M. Allen, a great land owner and slaveholder to Western St. Charles County, to give a tract of land along the railroad right-of-way to establish a station to serve the local community. Allen laid out the town, which consisted of a narrow tract of ground seven blocks long lying east and west along the railroad. In giving the ground for the first railroad station, he stipulated in the grant that in the event the station was moved or taken away, the land would revert to his heirs. This assured the station's site for the community and made the new town's future more secure.

The railroad construction pushed through Wentzville during the year 1856 and the first train arrived in 1857. The construction and building of the line was under the supervision of Erasmus Livingston Wentz of New York state. Wentz assisted Allen in surveying the present town's lots and streets and so, in turn, Allen honored his good friend

Erasmus Wentz by naming the town after him.

Wentzville was incorporated as a fourth-class city in March 1872 and its government is composed of an elected Mayor and six aldermen, with an appointed city administrator.

In the following decades, Wentzville sustained a slow but steady growth as an agricultural hamlet, primarily in the small services, professional and retail sectors. In 1980, however, General Motors Corporation began construction of its largest, most modern auto assembly plant at the time, providing more than 6,000 jobs when it went into full operation.

Today, Wentzville has a population of about 38,000. The City boasts excellent schools, both public and private, many churches and clubs. Although, Wentzville is less than an hour away from downtown St. Louis, it is still a quiet, pleasant, peaceful community, rich in history and identity.



Photo courtesy: Wentzville Historical Society

CITY PROFILE

Year of Incorporation: 1872



POPULATION


35,603



TOTAL LAND SIZE

19.98

Square Miles



FORM OF GOVERNMENT

MAYOR
BOARD OF ALDERMEN
CITY ADMINISTRATOR



LOCATION

WESTERN ST. CHARLES COUNTY,
MISSOURI, AT THE INTERSECTION
OF I-70 AND I-65/U.S. 40/61



\$ \$ \$ \$ \$30,758

PER CAPITA
PERSONAL INCOME



35.2

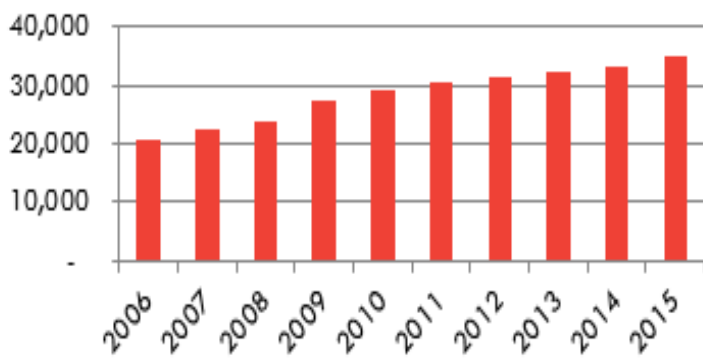
MEDIAN
AGE

City of Wentzville Top 10 Employers

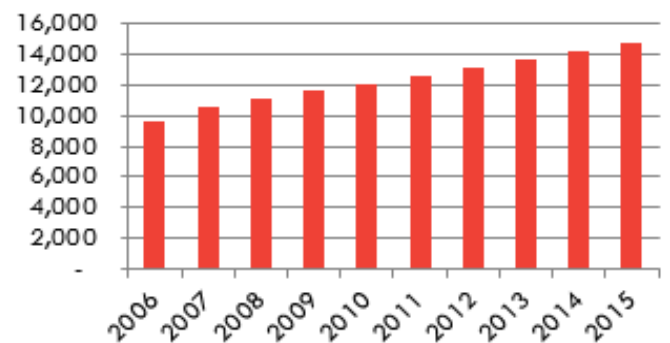


COMPANY	PRODUCT/SERVICE	EMPLOYEES
General Motors	Automotive	4,900
Serco Inc.	Healthcare	1,729
Wentzville R-IV School District	Public Schools	1,332
Crider Health Center	Healthcare	520
Etrailer Corp.	Automotive Parts Manufacturer	284
SSM St. Joseph Health Center	Healthcare	263
City of Wentzville	Government	254
Faurecia Automotive Seating	Automotive Parts Manufacturer	225
RK Stratman Company Inc.	Apparel Manufacturer	222
Parklane Care & Rehabilitation	Healthcare	137

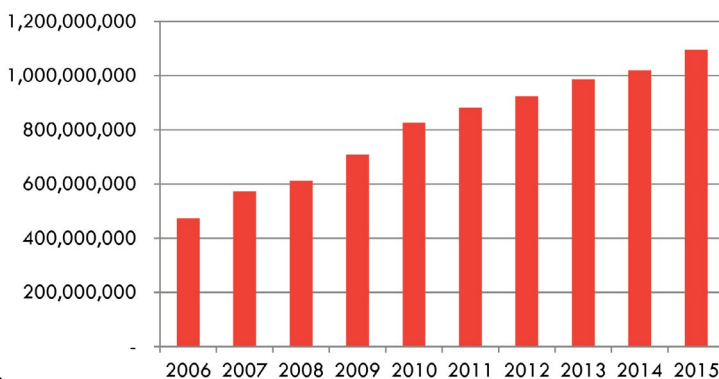
POPULATION GROWTH



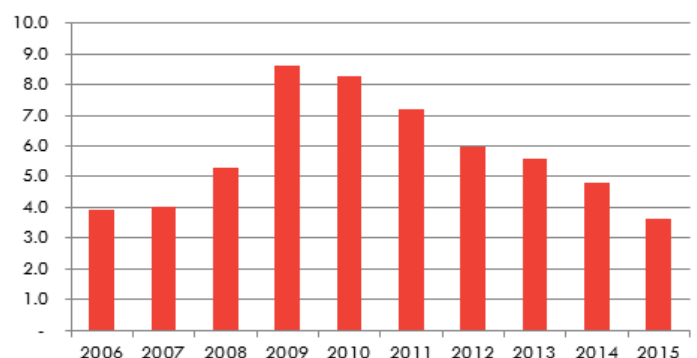
SCHOOL ENROLLMENT



PERSONAL INCOME



COUNTY UNEMPLOYMENT RATE



Financial Activity Statements

FOR THE YEARS ENDED DEC. 31, 2014, AND DEC. 31, 2015

GOVERNMENTAL FUNDS – Typically used to account for tax-supported activities, the governmental funds for the City of Wentzville include the General Fund, Park Fund, Transportation Fund, Debt Funds and Capital Fund. The City's basic services, including General Government (made up of City Clerk, Human Resources, Information Technology, Procurement and Finance), Economic Development Municipal Court, Police, Public Works (made up of Stormwater, Engineering, Streets and Signals, Fleet and Facility Operations), Community Development, Parks and Recreation, Transportation, and capital improvements are accounted for in these funds. The decrease in fund balances for 2015 resulted from the drawdowns on fund balance reserves to fund a one-time major capital project — a new City Hall; and spending down of the bond project funds for the construction of Splash Station Aquatic Center, Heartland Park and Perdue Valley Park.

GOVERNMENTAL FUNDS		
Revenues	2014	2015
Taxes	\$25,351,001	\$27,227,970
Intergovernmental	2,046,975	5,274,414
Licenses and Permits	818,214	1,059,938
Fines and Forfeitures	1,253,241	894,463
Charges for Service	1,696,348	1,935,127
Investment Income	297,002	283,440
Miscellaneous	265,509	213,371
Total Revenues	\$31,728,290	\$36,888,723
Expenditures by Function	2014	2015
General Government	4,008,587	\$4,403,852
Police	7,414,377	7,717,118
Community Development	6,685,275	6,383,029
Parks and Recreation	2,821,776	3,135,591
Capital Outlay	7,846,315	9,148,773
Debt Service	2,880,478	3,187,689
Total Expenditures	\$31,656,808	\$33,976,052
Other Financing Sources (Uses):	2014	2015
Refunding debt issued	\$-0-	\$20,305,000
Premium on refunding debt issued	-0-	965,349
Payment to refunded debt escrow agent	-0-	(21,113,226)
Sale of capital assets	32,789	21,151
Transfer in (out)	(294,370)	(547,770)
Total Other Financing Sources (Uses)	\$(261,581)	\$(369,496)
Change in Fund Balance	\$(190,099)	\$2,543,175
Fund Balance – Beginning of Year	\$39,387,466	\$39,197,367
Fund Balance – End of Year	\$39,197,367	\$41,740,542

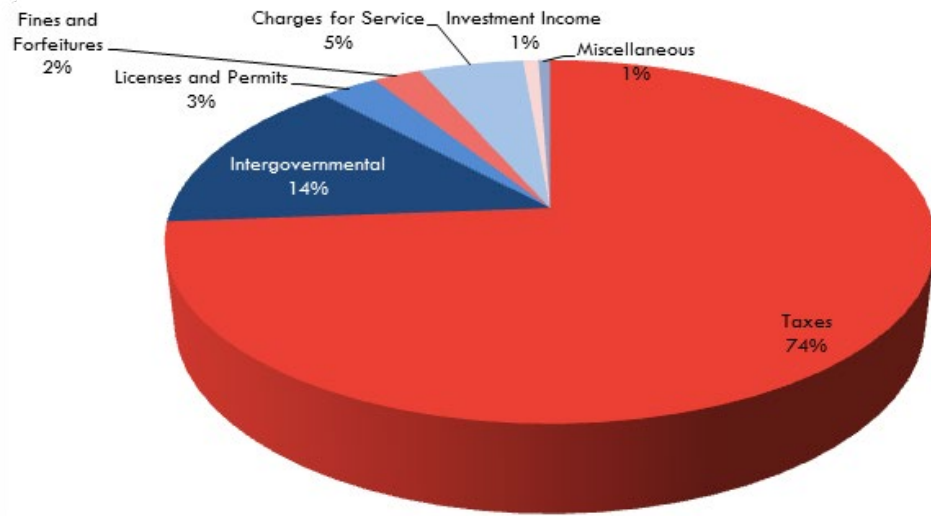
PROPRIETARY FUNDS		
Operating Revenue	2014	2015
Water	\$6,001,115	\$6,352,372
Wastewater	6,599,373	6,840,630
Trash	2,067,878	2,237,134
Total Operating Revenues	\$14,668,366	\$15,430,136
Operating Expenses	2014	2015
Water	\$5,150,188	\$5,627,533
Wastewater	5,179,710	6,105,245
Trash	2,047,326	2,240,731
Total Operating Expenses	\$12,377,224	\$13,973,509
Nonoperating Revenue (Expense)	2014	2015
Investment Income	\$331,405	\$360,943
Interest and fiscal charges	(1,765,940)	(1,601,247)
Gain (loss) on the disposal of assets	10,767	(133,934)
Total Nonoperating Revenue (Expense)	\$(1,423,768)	\$(1,374,238)
Income Before Operating Transfers and Capital Contributions	\$867,374	\$82,389
Capital Contributions	\$1,283,186	\$1,855,207
Transfers In (Out)	\$294,370	\$547,770
Change in Net Position	\$2,444,930	\$2,485,366
Net Position – Beginning of Year	\$59,300,289	\$62,269,153
Restatement	\$523,934	\$-0-
Net Position – End of Year	\$62,269,153	\$64,754,519

PROPRIETARY FUNDS – The financial activities for the Water Utility, Sewer Utility and Trash Utility are recorded in proprietary funds for the City of Wentzville and are financed primarily by a user charge for the provision of that service, and activities where the periodic measurement of net income is deemed appropriated to provide funding for capital maintenance and improvements. The Water, Sewer and Trash utilities generate enough revenue to pay for operations and debt service, without subsidy from the General Fund.

Where Does the Money Come from?

6

- **Taxes:** The majority of the City's revenue, 74%, is generated by taxes levied on property, retail sales and the gross receipts tax on the sale of electricity, gas, telephone and television video services. The City's sales taxes include a 1% general sales tax, a 0.50% parks sales tax, a 0.50% capital sales tax and a 0.50% transportation sales tax. Tax revenue also includes the receipts from the state for fuel taxes and motor vehicles sales tax and license fees.
- **Intergovernmental Revenues:** This represents 14% of the City's total revenues and include the receipts from federal, state and county grants.
- **Licenses and Permits:** Includes the revenues from building permits, engineering permits, business licenses, liquor licenses and occupancy inspections.
- **Fines and Forfeitures:** Includes the fines collected by the City's Municipal Court.
- **Charges for Services:** Includes fees from Parks & Recreation and an administrative charge based on a percentage of the administrative services in the General Fund that are allocated to the proprietary funds and the Park Fund. The administrative fee includes overhead costs for departments such as Human Resources, Information Technology, Procurement, Finance and others, as well as a portion of the legal fees and Citywide information-technology related fees.



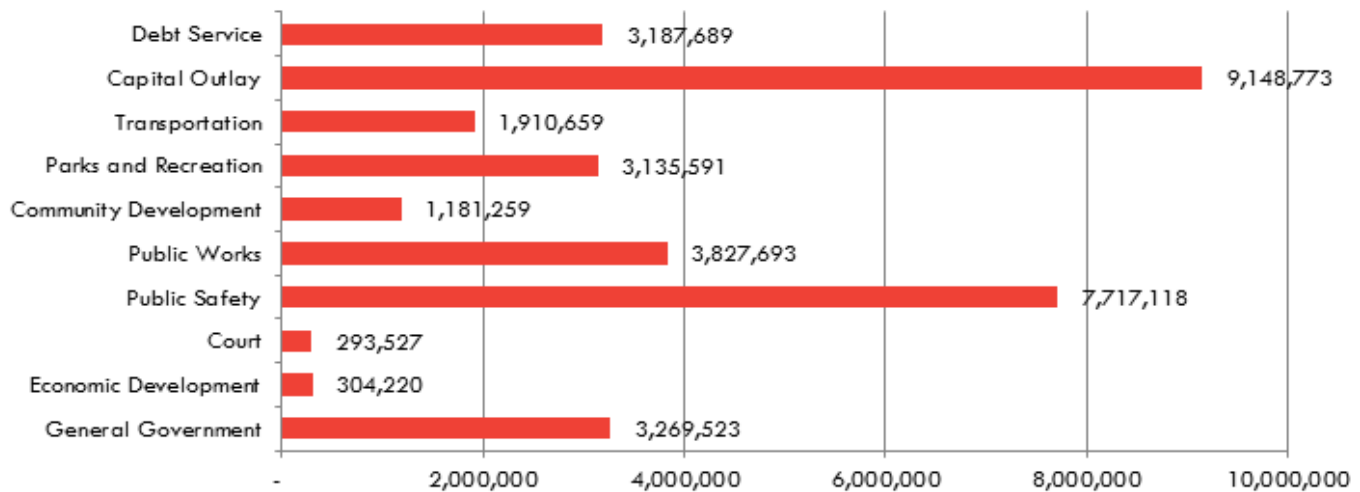
- **Investment Income:** Includes revenues earned from the investment of idle City funds throughout the year in accordance with the City's investment policy.
- **Miscellaneous:** Includes proceeds from the sale of equipment, false alarm fees and contract services provided to local schools by the Police Department.

Revenues	2015
Taxes	\$27,227,970
Intergovernmental	5,274,414
Licenses and Permits	1,059,938
Fines and Forfeitures	894,463
Charges for Services	1,935,127
Investment Income	283,440
Miscellaneous	213,371
Total Revenues	\$36,888,723



Where Does the Money Go?

2015 GOVERNMENTAL FUND TYPE-EXPENDITURE BY FUNCTION



The expenditures for governmental activities total \$33,976,052 for 2015. The largest category of expenditure is for capital outlay and public safety.

General Government includes expenditures for the Administration, Human Resources, Information Technology, Procurement and Finance departments.

Public Works includes expenditures for the Administration, Stormwater, Engineering, Streets and Signals, Fleet, and Facility Operations departments.

Community Development includes expenditures for the Administration, Planning and Zoning, and Building Inspection departments.

Parks and Recreation includes expenditures for the Administration, Aquatics, Recreation and Maintenance departments.

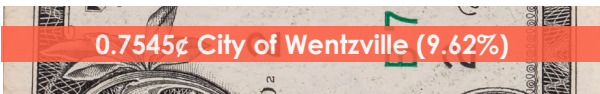
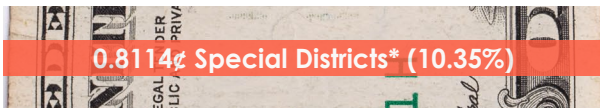
Transportation expenditures include funding for road projects and street and sidewalk maintenance.

Capital Outlay expenditures include land, land improvements, buildings, building improvements, furniture, fixtures, machinery, equipment, vehicles and all other assets costing \$5,000 or more, which have an initial useful life extending beyond one year.

Debt Service includes principal and interest payments for the City's outstanding debt on parks (Splash Station Aquatic Center, Heartland, Peruque Valley), the Law Enforcement Center, and infrastructure enhancements throughout the City.

Expenditures	2015
General Government	\$3,269,523
Economic Development	304,220
Court	293,527
Public Safety	7,717,118
Public Works	3,827,693
Community Development	1,181,259
Parks and Recreation	3,135,591
Transportation	1,910,659
Capital Outlay	9,148,773
Debt Service	3,187,689
Total Expenditures	\$33,976,052

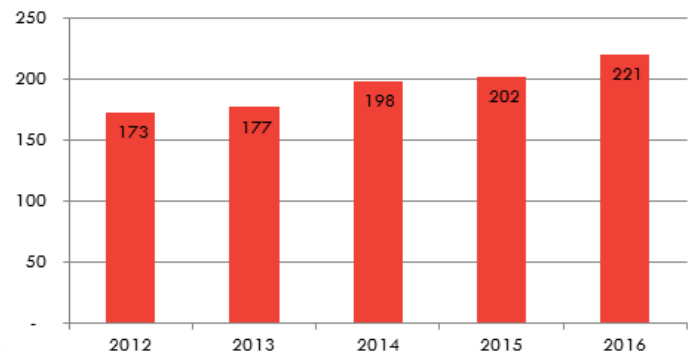
Where does Property Tax Go?



Authorized Full-Time City Staff 2012-2015

Increase in staff over the years due to opening of new Parks, additional maintenance of aging infrastructure, and increase in volume of work due to an increase in population.

AUTHORIZED FULL TIME CITY STAFF



A Wentzville homeowner with a home with a \$150,000 market value paid \$2,233.72 in real estate taxes with 0.7545% or \$215.03 going to the City of Wentzville.

*Includes St. Charles County Ambulance District, Development Disability, St. Charles County Library District and St. Charles Community College

** Includes County, Road and Bridge and Alarm Dispatch

What does the City Owe?



	2011	2012	2013	2014	2015
GOVERNMENTAL ACTIVITIES					
Neighborhood Improvement District	\$920,000	\$790,000	\$655,000	\$520,000	\$373,202
Leasehold Revenue	994,008	950,970	888,970	824,970	757,165
Certificates of Participation	28,165,000	27,180,000	26,175,000	25,160,000	24,614,040
Notes Payable	4,942,078	4,773,105	4,582,599	4,362,409	4,076,398
Tax Increment Revenue	1,002,000	1,002,000	1,002,000	1,002,000	1,002,000
TOTAL	\$36,023,086	\$34,696,075	\$33,303,569	\$31,869,379	\$30,822,805
BUSINESS-TYPE ACTIVITIES					
Leasehold Revenue	\$11,565,993	\$10,554,030	\$9,566,030	\$8,471,495	\$7,426,909
Sewer System Revenue	22,914,922	32,811,288	31,547,777	30,189,820	28,533,395
TOTAL	\$34,480,915	\$43,365,318	\$41,113,807	\$38,661,315	\$35,960,304
TOTAL PRIMARY GOVERNMENT	\$70,504,001	\$78,061,393	\$74,417,376	\$70,530,694	\$66,783,109

Debt Breakdown

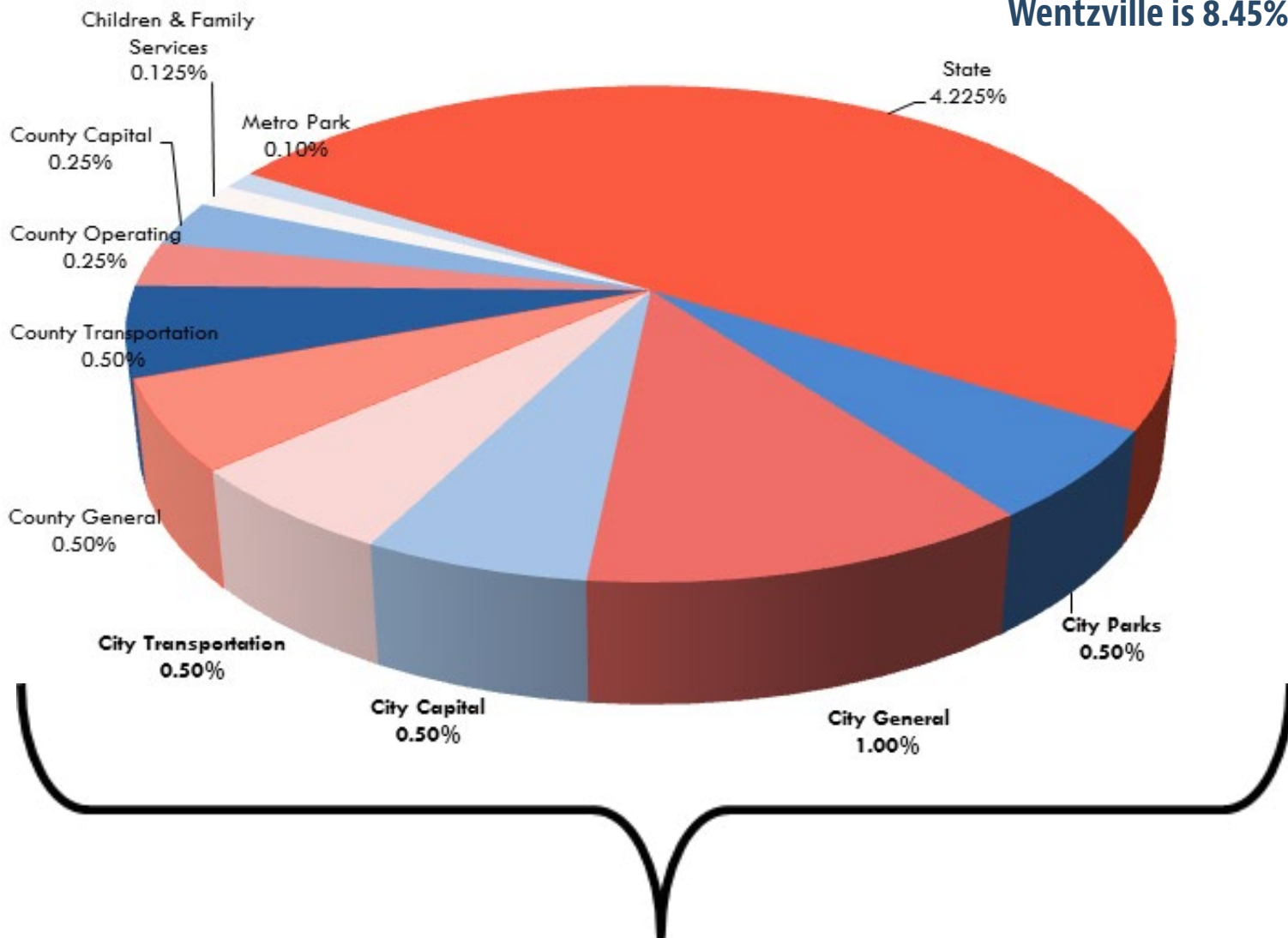
On March 14, 2011, the City began participating in the State of Missouri Direct Loan Program of the Missouri Department of Natural Resources and the Clean Water Commission of the state of Missouri to issue Sewerage Revenue Bonds – Direct Loan Program. The City authorized the issuance of bonds not to exceed \$20,631,000 with an interest rate of 1.66% due in various principal installments through 2032. The project was completed in October 2012 and the final draw was made in 2013. Total bonds issued were \$17,640,777.

On July 1, 2015, the City issued \$15,675,000 of Certificates of Participation, Series 2015. The proceeds were used to refund \$15,700,000 of outstanding Series 2011 Certificates of Participation. The refunding resulted in a net savings of \$1,577,924.

On Nov. 1, 2015, the City issued \$4,630,000 of Certificates of Participation, Series 2015B. The proceeds were used to refund \$4,720,000 of outstanding Series 2010A Certificates of Participation. The refunding resulted in a net savings of \$238,766.

How is Sales Tax Allocated?

Total sales tax collected in Wentzville is 8.45%



The City of Wentzville receives 2.5%.

Breakdown of Sales Tax Rate

Total sales tax collected in the City of Wentzville is 8.45%. The City receives 2.5%, the County receives 1.5%, Children & Family Services receives 0.125%, Metro Park receives 0.10%, and the state of Missouri receives 4.225%.

Of the City's 2.5% sales tax, 1% is for General Fund operations, 0.5% is deposited in the Capital Fund, 0.5% is deposited the Transportation Fund for related transportation projects, and 0.5% is deposited in the Park Fund for operations, capital and debt payments.

The total sales tax the City received in fiscal year 2015 was \$17,261,678.

Bond - A written promise to pay a specified sum of money, called the face value or principal amount, at a specified date or dates in the future, called the maturity date(s), together with periodic interest at a specified rate.

Capital Expenditures – Expenses involving land, improvements to land, easements, building, building improvements, furniture, fixtures, machinery, equipment, vehicles and all other tangible or intangible assets that are used in operations and that have an initial useful life extending beyond a single reporting year.

CAFR - Comprehensive Annual Financial Report.

Debt - A liability resulting from the borrowing of money or from the purchase of goods and services. Debts of governmental units include bonds, time warrants, notes and floating debt.

Department – A management unit of closely associated City activities headed by a director or chief. Each department may have several divisions.

Enterprise Funds – These funds are used to account for resources committed to self-supporting activities of governmental units that render services to the general public on a user-charged basis. Budgeted enterprise funds include the Water Fund, Wastewater Fund and Trash Fund.

Expenditure – An actual obligation incurred for goods or services received whether or not yet paid by City.

Fiscal Year – The period used for the accounting year. The City of Wentzville has a fiscal year of January 1 through December 31.

Fund – A self-balancing set of accounts designed to track specific revenues and the uses of those revenues.

Fund Balance – An accumulated excess of revenues over expenditures in a fund. An amount left over after expenditures are subtracted from resources is added to a beginning fund balance each year.

GAAP – Generally Accepted Accounting Principles.

General Fund – The principal fund operating the city which accounts for most of the financial resources of the government. General Fund revenues include taxes; intergovernmental revenues; licenses, fees and other revenues; transfers; and interest. This fund usually includes most of the basic operating services, such as administration, engineering, finance, legal, municipal court, parks and police.

General Government - The general government term has been used to account for administration, finance, legal, municipal court and other administrative services.

Governmental/Trust Funds – Includes the General Fund, Expendable Trust Funds, Non-Expendable Trust Funds, Special Revenue Funds, and Capital Project Fund.

Intergovernmental Revenues – Revenues from other governments in the form of grants, entitlement, shared revenues or payments in lieu of taxes.

Non-Operating Expenses – Expenses incurred by Enterprise Funds that are not directly related to the fund's primary service activities. Examples of non-operating expenses include Interest Expense and Miscellaneous Expenses.

Non-Operating Revenues – Enterprise Fund revenues that are not directly related to the fund's primary service activities. Examples of non-operating revenues include Interest Revenue and Miscellaneous Revenue.

Property Tax – This refers to the property tax placed on property. The tax income is determined by multiplying the tax rate by each \$100 of assessed valuation.

Proprietary Fund – a business-like fund of a state or local government including enterprise funds. Enterprise funds provide goods or services to the general public for a fee.

Revenue Bonds – Bonds whose principal and interest are payable exclusively from earnings of an enterprise fund.

Revenues – Money generated through taxes, charges, licenses and other sources to fund City operations.

Special Revenue Funds – These funds are used to account for specific revenues that are legally restricted to expenditure for particular purposes.

Tax Rate - The level at which taxes are levied. The tax rate must be adopted prior to October 1st of each year.

User Charges or Fees – The payment of a charge or fee for direct receipt of a service by the party benefiting from the service.

